



Key Instant Recall Facts

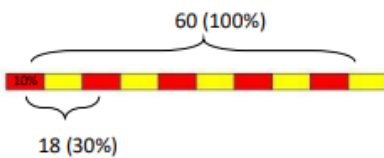
Year 6 – Spring 2

I can find a percentage of an amount.

Children use known fractional equivalences to find percentages of amounts. They will be able to recall how to find common percentages instantly.

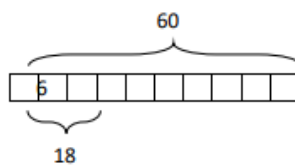
What can this look like?

Concrete:



Pictorial:

30% of 60 =



Abstract

$$10\% \text{ of } 60 = 6$$

$$60 \div 10 = 6$$

$$30\% \text{ of } 60 = 18$$

$$6 \times 3 = 18$$

$$30\% \text{ of } 60 = 18$$

Things to Try

Bargain buys: go shopping and look for offers, can you calculate the price of the item after the discount?

Benchmark percentages: the benchmark percentages are 1%, 10% and 50%. Explain how you find them. To find% you divide by

Percentage webs: create a web to show how you can use the benchmark percentages to calculate other percentage of amounts

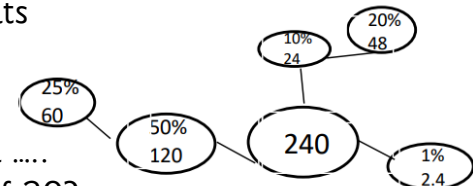
Questions to ask at home:

How do you find 30% of 50?

Complete the sentence- to find 10% you

How many ways can you calculate 60% of 30?

Is 20% of 60 the same as 60% of 20?



Key Vocabulary

Equivalent- Have the same value.

Per cent- Parts per 100. It shows the ratio 'out of 100'.

Websites:

<https://www.geogebra.org/m/nZtrNqWq>

<https://www.bbc.co.uk/bitesize/articles/zvxnv82>

Top Tips

The secret to success is practising **little** and **often**. Use time wisely. Can you practise these KIRFs while walking to school or during a car journey? You do not need to practise them all at once; perhaps you could have a fact of the day. If you would like more ideas, please speak to your child's teacher.