

Literacy Guide



*For Parents and Carers from
Pre-School to Teens*

Contents Page

Clocking up the 'reading mileage'	3
The Journey of the Motivated Writer	4
Early Years Foundation Stage	6
Key Stage 1	8
Key Stage 2	10
Key Stage 3	12
Reading websites	14

Clocking up the 'reading mileage'



STUDENT A

reads at home for

20 minutes

STUDENT B

reads at home for

5 minutes

STUDENT C

reads at home for

1 minute

THEY WILL READ...

1,800,000 **282,000** **8,000**

WORDS PER YEAR

THEY WILL HAVE READ FOR...

851 **212** **42**

HOURS BY YEAR 6

READING MAKES YOUR CHILD...

Confident

Creative

Imaginative

Expressive

Intelligent

Calmer





Communicative

Empathetic

The Journey of the

We believe that the following areas are key



Writing for purpose and audience	Developing a love of writing	Building blocks for writing	Developing fluency
			
Having a real reason for writing, and reading your writing to others e.g. shopping list, letter.	Taking an interest in writing activities e.g. recipes, book review, labels.	Speaking and listening, reading, spelling, punctuation and grammar, and learning new vocabulary and	Writing skills become embedded and pupils are able to build on these for the next stage of learning.

Motivated Writer

to your child's development of writing.



Taking a risk



The pupil is not deterred by making mistakes, and is confident when experiencing new writing opportunities.

Independence



The pupil enjoys making their own choices, and selecting their support materials.

Editing and re-drafting



Taking responsibility for improving as a writer by editing their work.

Apply skills across the curriculum



The pupil confidently applies their writing skills in other subjects across the curriculum.



Early Years Foundation Stage

(Nursery & Reception)

Writing for purpose and audience

- ♦ Help to write a note or letter to someone (e.g. Tooth Fairy, Santa, friend).
- ♦ Help to write a shopping list e.g. child writes first letter of word, illustrates list with own pictures.
- ♦ Encourage them to write messages or labels for things using different surfaces e.g. pegboard, whiteboard, magnetic letters on fridge.
- ♦ Support them in writing invitations or cards.

Developing a love of writing

Reading is the cornerstone of writing. You can help to develop your child's writing by:

- ♦ Reading aloud books and stories regularly to your child.
- ♦ Listening to story CDs e.g. Gruffalo.
- ♦ Showing your enjoyment of reading (e.g. doing character voices when reading aloud.)
- ♦ Taking time to visit the library for story-telling sessions and choosing books with your child.

Building blocks for writing

- ♦ Find lots of opportunities to talk to your child about new experiences to help build their speaking and listening skills and vocabulary.
- ♦ Help your child to learn the sounds that letters make (early phonics) rather than the alphabet names.
- ♦ Provide lots of opportunities for your child to develop their fine motor skills by providing a variety of writing implements e.g. chalk, paints, pencils, small whiteboards.

Developing fluency

- ♦ Develop your child's language skills by encouraging them to talk about their interests.
- ♦ Ask questions and help to expand their answers e.g. 'I wonder why...'
- ♦ Support them by practising skills in a fun way e.g. 'I Spy' to help with letter sounds.

Early Years Foundation Stage

(Nursery & Reception)



Taking a risk

- ♦ Encourage your child to always 'have a go'.
- ♦ Encourage your child to ask questions.
- ♦ Show your child that it is OK to make a mistake for both parents and children.
- ♦ Praise effort and all attempts even if they are not quite right.

Independence

- ♦ During reading, allow your child time to have a go before supporting.
- ♦ Ensure that a range of books and writing materials are easily accessible in the home.

Editing and re-drafting

- ♦ Show your child a mistake you have made, and how to put it right.
- ♦ If your child mispronounces a word or the grammar is not correct, model the correct language without drawing attention to your child's mistake.
- ♦ If your child forms a letter incorrectly, write it in the air or on the desk with your finger and encourage them to have another go.

Apply skills across the curriculum

- ♦ Help your child to develop vocabulary and knowledge based on places they visit and their own interests e.g. pronouncing dinosaur names. Most children enjoy learning long words.
- ♦ Discuss new ideas and experiences from school, visits, books and TV programmes.



Key Stage 1

(Year 1 & Year 2)

Writing for purpose and audience

- ◆ Encourage your child to read aloud and perform to family and friends.
- ◆ Help your child to write for different purposes e.g. recipe or shopping list.
- ◆ Model different forms of writing e.g. email, note.

Developing a love of writing

Reading is the cornerstone of writing. You can help to develop your child's writing by:

- ◆ Reading longer books to your child which may be slightly beyond their reading level but will interest and engage them e.g. Roald Dahl.
- ◆ When listening to your child read, provide plenty of praise and make it a relaxed, enjoyable time.
- ◆ Supporting your child to complete the Summer Reading Challenge at the Town Library.

Building blocks for writing

- Find lots of opportunities to talk to your child about new experiences to help build their speaking and listening skills and vocabulary.
- Before writing, encourage your child to say their sentence aloud.
- Support your child with spelling by encouraging them to say the word slowly and hear the sounds in order.
- Point out words that can't be sounded out e.g. was, said. Help them to learn these by sight.

Developing fluency

- Play fun games such as Snap with key words to encourage fast recall.
- Re-read familiar stories with repetitive phrases.
- Encourage your child to practise their fine motor control and to form letters correctly.
- When learning to write new words, encourage your child to use different methods such as writing in the air, on the table with finger, on your back with finger and guess the word.

Key Stage 1

(Year 1 & Year 2)



Taking a risk

- ♦ Allow time for your child to 'have a go' independently before helping.
- ♦ Always praise your child, even when their writing is not always accurate.
- ♦ Be selective about which words to correct in both reading and spelling to ensure that the experience is positive.
- ♦ Explain that adults make mistakes too and that we learn from this.

Independence

- ♦ Praise your child if they choose to write by themselves.
- ♦ Ensure that a range of writing materials are easily accessible in the home.
- ♦ Tap into your child's interests and hobbies to encourage further writing opportunities.

Editing and re-drafting

- ♦ Show your child a mistake you have made, and how to put it right.
- ♦ If your child mispronounces a word or the grammar is not correct, model the correct language without drawing attention to your child's mistake.
- ♦ If your child forms a letter incorrectly, write it in the air or on the desk with your finger and encourage them to have another go.
- ♦ Encourage your child to re-read their writing to check it makes sense and they have used the correct punctua-

Apply skills across the curriculum

- ♦ Help your child to develop vocabulary and knowledge based on places they visit and their own interests e.g. pronouncing dinosaur names. Most children enjoy learning long words.
- ♦ Encourage your child to use vocabulary in their writing, even if they are unsure of the spelling.
- ♦ Discuss new ideas and experiences from school, visits, books and TV programmes.
- ♦ Always encourage correct punctuation regardless of what they are writing.



Key Stage 2

(Year 3 to Year 6)

Writing for purpose and audience

- ◆ Encourage your child to share their current writing focus at school (e.g. newspaper article) and read some together.
- ◆ Continue to encourage writing for a wide range of purposes e.g. thank you letter, email, recipe.
- ◆ Listen to your child read aloud poems and stories they have written.

Developing a love of writing

Reading is the cornerstone of writing. You can help to develop your child's writing by:

- ◆ Asking questions and discussing aspects of the book they are reading and encourage a wide range of reading.
- ◆ Supporting your child to complete the Summer Reading Challenge at the Town Library.
- ◆ Acting as a good role model by reading a range of texts for both pleasure and information.
- ◆ Providing time to discuss writing, and giving encouragement.

Building blocks for writing

- Talk about/research topics of interest with your child.
- Help your child to learn spellings— if they find this difficult play games such as Snap, pairs or rhymes to aid memory e.g. because— big elephants can always understand small elephants.
- Actively engage with your child around their current learning at school or homework. Talk about concepts or vocabulary that may be difficult to understand.

Developing fluency

- Encourage your child to read and write for longer periods of time.
- Help them to learn longer spellings through practice (little and often) until they are secure with the word.
- Encourage neat, legible handwriting whenever they write.

Key Stage 2

(Year 3 to Year 6)



Taking a risk

- ◆ Encourage your child to read a different author/type of text, including chapter books for sustained reading.
- ◆ Encourage your child to use interesting/higher level vocabulary in their writing.

Independence

- ◆ Talk through your child's homework with them on completion.
- ◆ Provide support materials.
- ◆ Encourage independent research both with books and on-line.

Editing and re-drafting

- Encourage your child to read aloud their work, and together suggest improvements.
- Provide tools for editing and research e.g. dictionary.
- Have scrap paper available for planning.

Apply skills across the curriculum

- ◆ Help your child to develop vocabulary and knowledge based on different experiences and interests, including those of others i.e. current affairs, family members.
- ◆ Create opportunities to gain first-hand experience of relevant topics e.g. WW2—visit the War Tunnels.
- ◆ Share interesting facts from articles and newspapers.
- ◆ Always encourage your child to take pride in their writing, regardless of what they are writing, or why.



Key Stage 3

(Year 7 to Year 9)

Writing for purpose and audience

- ♦ Discuss real world writing skills e.g. applications, CVs, speeches.
- ♦ Continue with thank you letters and emails.
- ♦ Discuss what is and is not appropriate to comment on social media.

Developing a love of writing

- ♦ Teenagers can become reluctant so encourage all forms of reading and writing e.g. fiction, non-fiction, social media, electronic devices—anything goes!
- ♦ Read a book that your teenager has recommended and discuss it with them.

Building blocks for writing

- ♦ Encourage planning for extended writing.
- ♦ Encourage research for projects and extended writing.
- ♦ Discuss how to research and avoid plagiarism.

Developing fluency

- ♦ Begin to understand exam time management.
- ♦ Use connectives in writing (for example: furthermore, but, so, if, when, however, because, while, although).
- ♦ Use linking paragraphs in writing.

Key Stage 3

(Year 7 to Year 9)



Taking a risk

- ♦ Encourage your teenager to read and write different genres.
- ♦ Reassure them that it is still okay to ask questions and seek guidance.
- ♦ Encourage them to write a journal to develop positive mental health.

Independence

Reading is the cornerstone of writing. You can help to develop your teenager's writing by:

- ♦ Provide a suitable environment (including removing electronic devices if necessary!)
- ♦ Independently access resources available to them e.g. Town Library.

Editing and re-drafting

- Have a dictionary and thesaurus at home.
- Encourage proof reading as part of written homework.
- Encourage them to find different ways of expressing ideas to craft/improve their work (vlogs, blogs, short stories, poems, songs, journals)

Apply skills across the curriculum

- ♦ Discuss current affairs.
- ♦ Continue visits and create other opportunities to develop experiences of relevant and real-world topics.

Suggested Reading Websites

Take a look at a selection of our favourite reading websites:

Bookstart

www.bookstart.org.uk

Information and advice on books for babies to children under 5.

National Bookstart Week information.

Interactive – lots of activities and suggestions for books for babies and children under 5.

Jersey Library

www.gov.je/Leisure/Libraries

Summer Reading Challenge

www.summerreadingchallenge.org.uk

Different summer theme every year for school age children up to age 12.

Also available to use year-round.

Book Sorter – suggestions by kids for kids.

Reading Club / Chat / Games.

Information for parents or carers.

Words for Life

www.wordsforlife.org.uk

Suggests suitable books by age: baby to 3, 3-5, 5-7 etc.

Songs and rhymes as well as books.

Downloadable activities.

Premier League Reading Stars.

Technology and under 5s.

Milestones for all ages from babies to 11 years.

Booktrust

www.booktrust.org.uk

Advice on books for all ages from babies to teens to adults.

Different websites for different ages.

Bookfinder for different ages.

Best new books / booklists.

Games and activities.

Read On Get On

www.readongeton.org.uk

Supporting a national campaign to get every child reading well by age 11.

Sign up for top tips for reading and activities to support reading.

Booktrust 100 Best Books

www.booktrust.org.uk/books/100-best-books/

100 best books from the last 100 years, from 0-14.

25 books in each of 4 age band – up to 5, age 6-8, age 9-11 and 12 plus.

Children's Laureate

www.childrenslaureate.org.uk

Vote for your favourite book and competitions.

Carnegie and Greenaway Awards

www.carnegiegreenaway.org.uk

Awards for writing and illustration chosen by children's librarians.

Living archive of previous award-winning books.

Shadowing website – children read the books on the shortlist every year, and post reviews.

Children's Book Sequels

www.childrensbooksequels.co.uk

Easy to use – find that sequel!

Thank you for your support.

We hope that you find this booklet useful to help motivate and engage your child to become a life-long reader and writer.